



Adolescent Gambling Prevention Sensitization Session School Evaluation Report

PREPARED FOR: RISE LIFE MANAGEMENT SERVICES LTD.

PREPARED BY: HOPE CARIBBEAN CO. LTD

May 2023

Contents

		Page #
1.0	INTRODUCTION	3
2.0	OVERVIEW	4
	Table 1: Schools that Participated	5
	Chart 1: Rating of Overall Training	6
	Chart 2a &b: AGP Sensitization Session Evaluation	7-8
	Chart 3: Suggestions for Improvement	9
	Chart 4: Additional Comments	10

1.0 Introduction

The following details the results of data collected from the Rise Adolescent Gambling Prevention (AGP) Sensitization Session conducted at various schools across Jamaica. The results are based on data collected between the months of November 2022 to March 2023 at six hundred and seventy-two (672) schools in Kingston, St. Thomas and St. Catherine.

2.0 Overview: AGP Sensitization Session School Evaluation

- The AGP Sensitization Session was well received by the majority with 62.6% rating it as excellent. *(Chart 1)*
- This was evident in more than half of students rating 5 out of 7 dimensions probed as 'strongly agree'. The trainer was knowledgeable (73.1%), the quality of the presentation (60.9%), I will be able to apply the knowledge learnt (53.6%), the content was organized and easy to follow (52.5%) and participation and Interaction were encouraged (50.4%) were rated highest as strongly agree. *(Chart 2a & b)*



- When prompted for suggestions for improvement, 29.5% of respondents noted that they were satisfied and had no suggestions, while majority (67.1%) offered no answer. However, it was suggested that more time was needed/ video could be longer. *(Chart 3)*
- "I would love Mr. Williams to come again", "Thanks for the presentation", "Very Good presentation", "More pink puzzle", "He was good", "It was nice" and "Enjoyed the lesson" were some of the comments made by participants. *(Chart 4)*



Table 1: Schools that Participated

(Base =672)

Name of Institution	Frequency	Percentage
Charlemont High	178	26.5%
Linstead Primary	118	17.6%
Crescent Primary	114	17.0%
Morant Bay High	61	9.0%
Paul Bogle High	60	8.9%
Ascot Primary	52	7.7%
Immaculate Conception High	49	7.3%
Swallowfield Primary	40	6.0%

Chart 1: Rating of Overall Training

(Base =672)

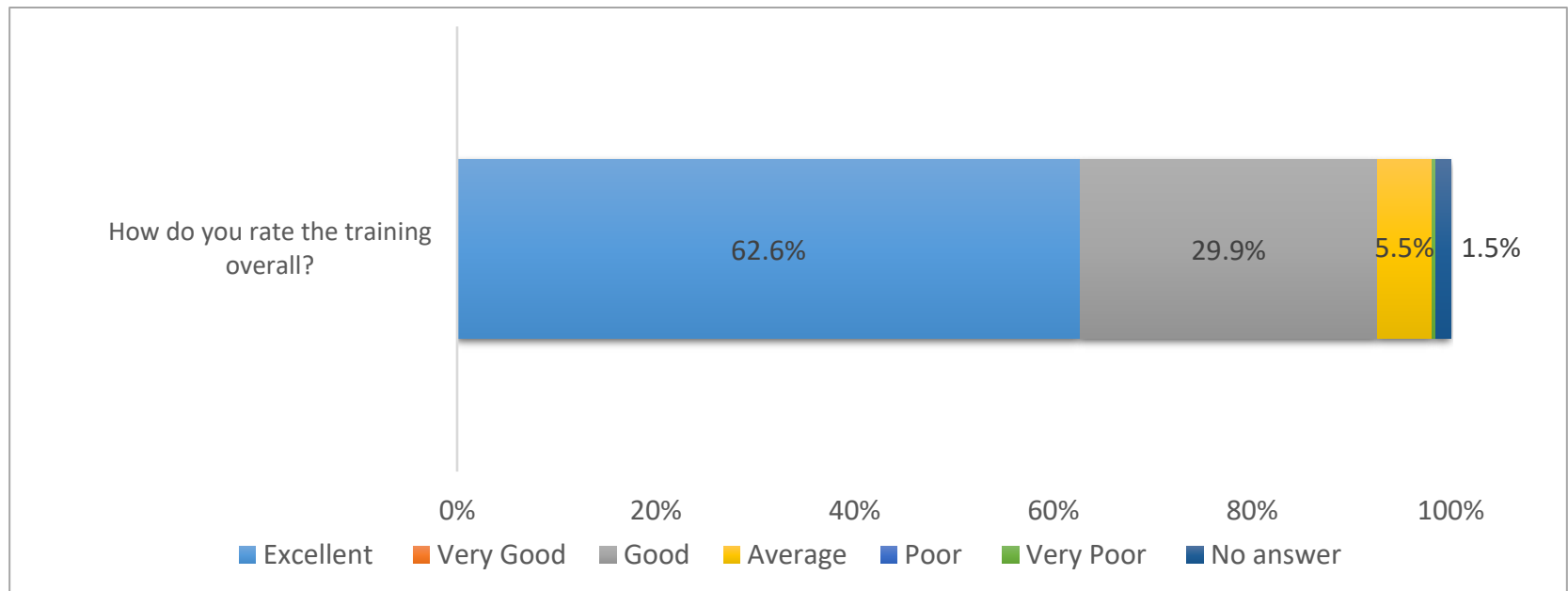


Chart 2a: AGP Sensitization Session Evaluation

(Base =672)

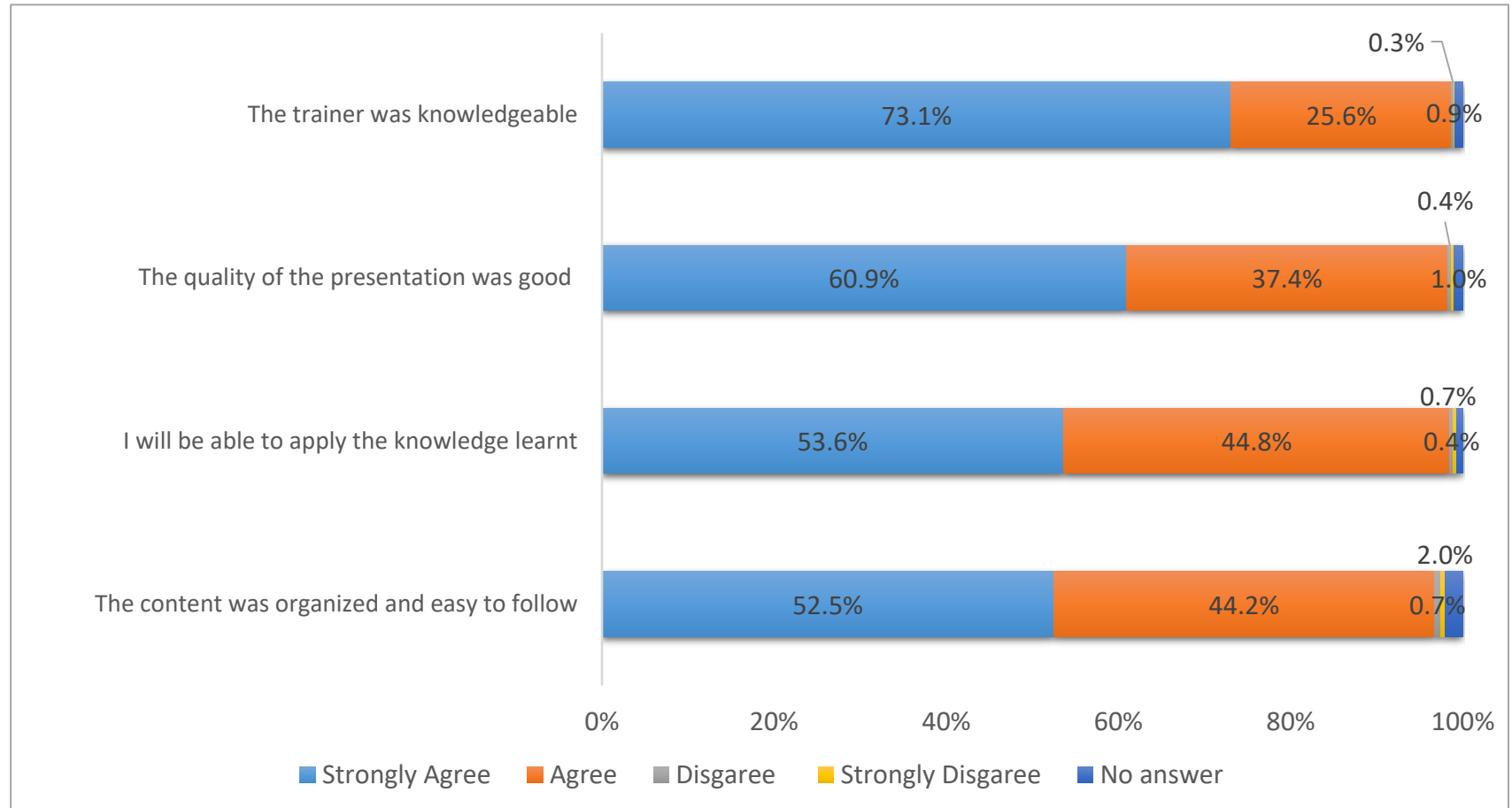


Chart 2b: AGP Sensitization Session Evaluation

(Base =672)

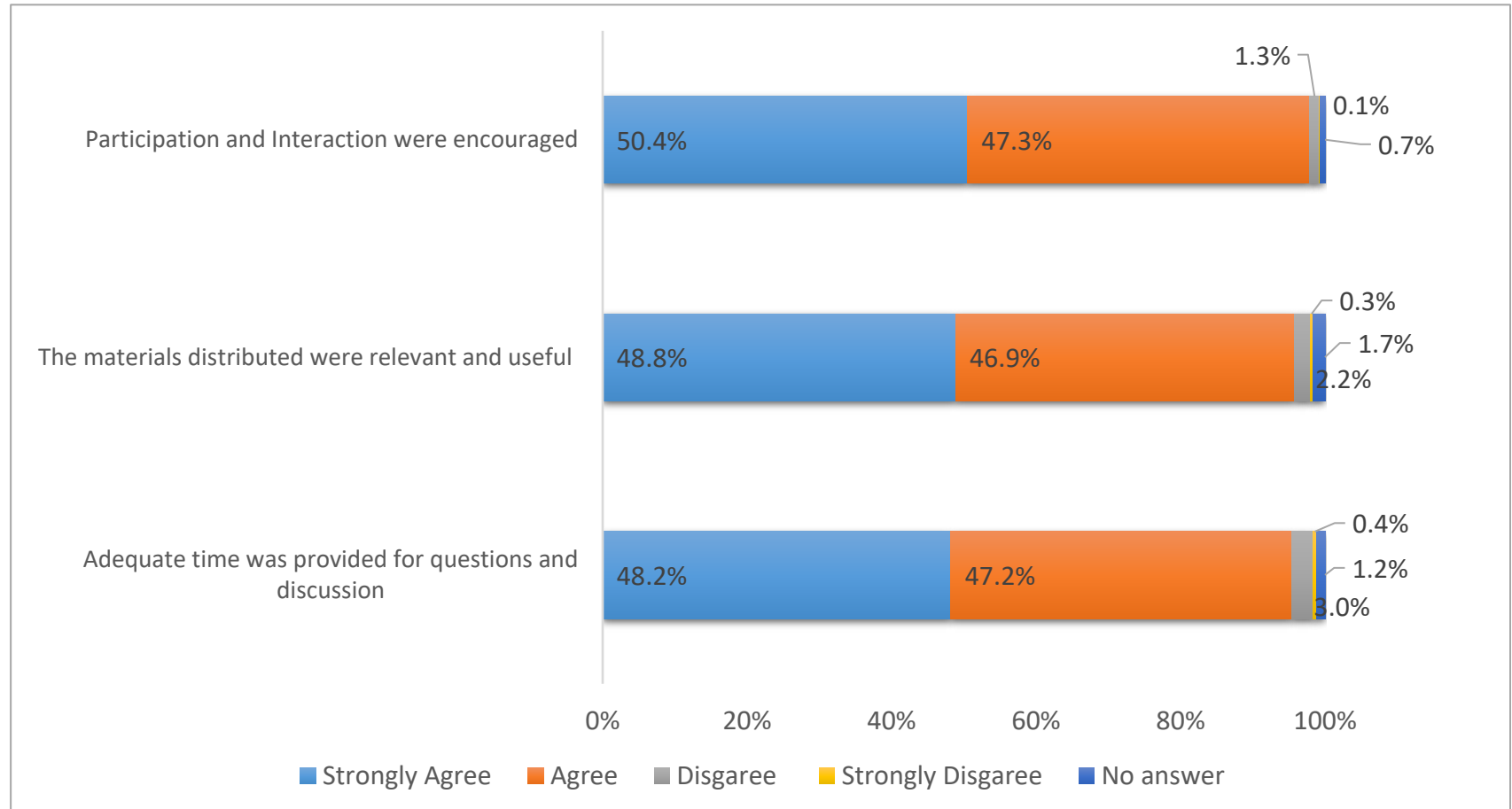
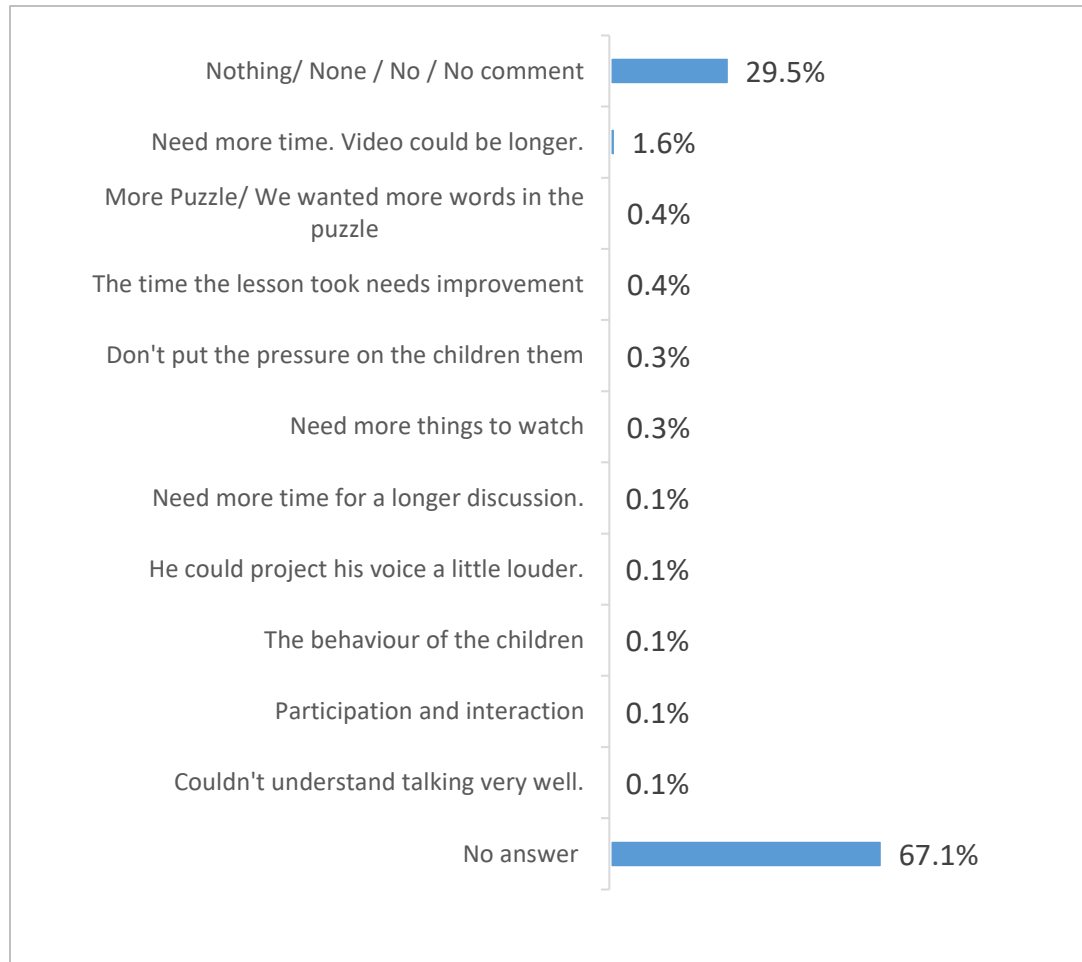


Chart 3: Suggestions for Improvement

(Base =672)



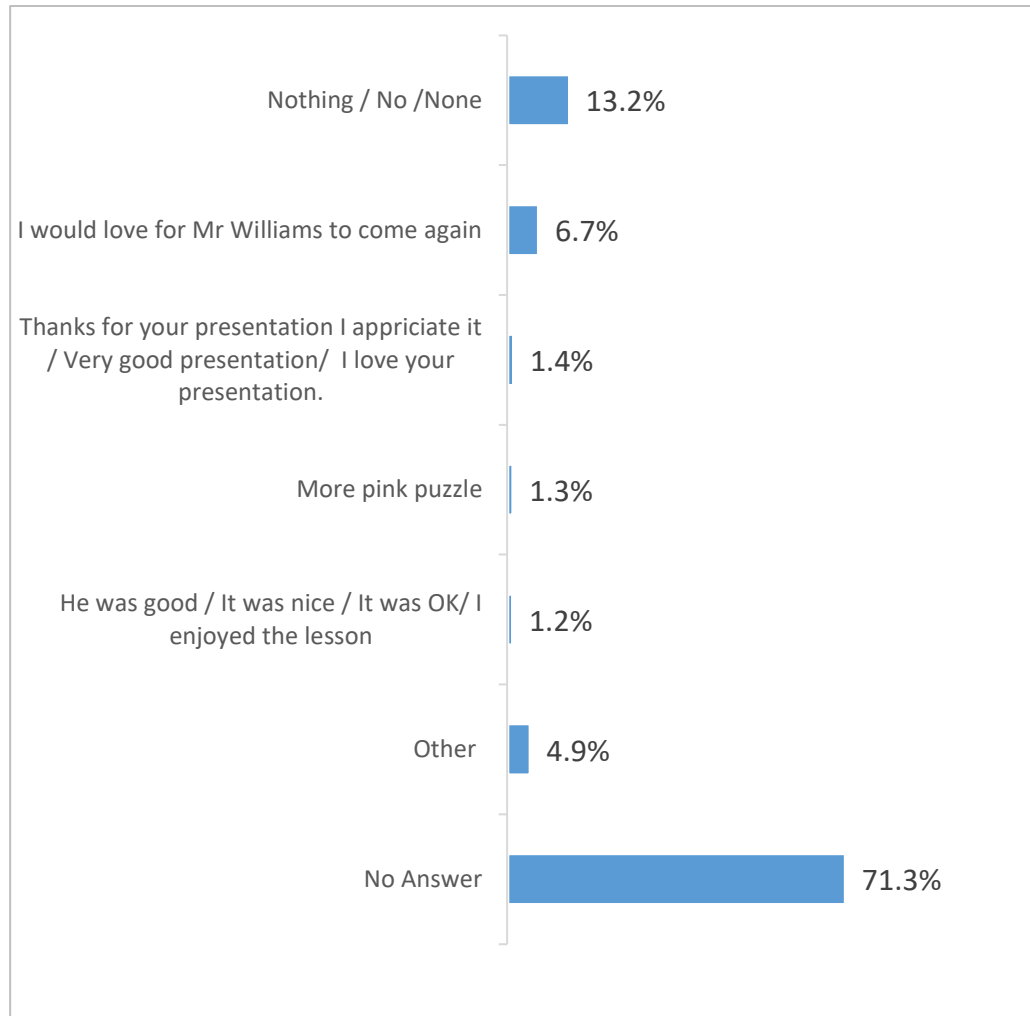
Almost a third of participants (29.5%) had no suggestions for improvement.

However, the top suggestion made was that more time was needed/ video could be longer (1.6%).

The majority did not provide a response (67.1%).

Chart 4: Additional Comments

(Base =672)



Majority of participants (84.5%) had no other comments. However, 6.7% indicated that they would love Mr. Williams to come again. Additional comments included:

- *"Thanks for the presentation"*
- *"Very Good presentation"*
- *"More pink puzzle"*
- *"He was good"*
- *"It was nice"*
- *"Enjoyed the lesson"*